

Programming Quick Guide

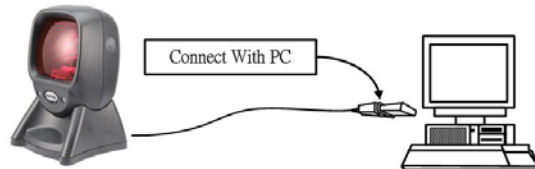
-OM7228J

-OM7228K

Installation

Make sure that the scanner has the correct cable to plug in the PC as below described:

***Note :** Please install PL-2303 driver for USB serial



Reset Configuration to Default :

If you are unsure of the scanner configuration or have scanned the incorrect codes, please scan from A for USB HID or B for RS232 or USB Serial. This will reset the scanner to its factory defaults.



*** Note :** Please install PL-2303 driver for USB serial

Keyboard Language

Scan the appropriate country code as below to program the keyboard layout for your country or language. As a general rule, the following characters are supported, but need special care for countries other than the United States:

@ | \$ # { } [] = / ' \ < > ~



United states
of America



German



French



French Mac



Norwegian



Belgian



Spanish



Italian



Swedish



United
Kingdom



Japan



Korean



Finnish



Portuguese

1D Symbolologies -1

ENABLE



UPC-A/E

DISABLE



ENABLE



JAN/EAN

DISABLE



ENABLE



Code 128

DISABLE



ENABLE



Code 39

DISABLE



ENABLE



Tri-optic

DISABLE



ENABLE



CODE 93

DISABLE



ENABLE



CODE 11

DISABLE















1D Symbologies -2

ENABLE 	<u>Interleaved 25</u>	DISABLE 
ENABLE 	<u>Industrial 25</u>	DISABLE 
ENABLE 	<u>Matrix 25</u>	DISABLE 
ENABLE 	<u>Chinese Post Matrix 25</u>	DISABLE 
ENABLE 	<u>MSI/Plessey</u>	DISABLE 
ENABLE 	<u>UK/Plessey</u>	DISABLE 

1D Symbologies -3

ENABLE 	<u>GS1 DataBar</u>	DISABLE 
ENABLE 	<u>GS1 DataBar Limited</u>	DISABLE 
ENABLE 	<u>GS1 DataBar Expanded</u>	DISABLE 
ENABLE 	<u>CODABAR</u>	DISABLE 
ENABLE 	<u>Telepen</u>	DISABLE 

2D Symbologies

ENABLE 	<u>PDF 417</u>	DISABLE 
ENABLE 	<u>Micro PDF 417</u>	DISABLE 
ENABLE 	<u>Data Matrix</u>	DISABLE 
ENABLE 	<u>Maxi code</u>	DISABLE 
ENABLE 	<u>Micro QR CODE</u>	DISABLE 
ENABLE 	<u>Aztec</u>	DISABLE 

- Information in this document is subject to change without notice.
- For more information, please visit: www.riotec.com.tw